





















































10 200m Individual Medley Mixed Final

Official

Total

Rank	Competitor	Age	Club	RT	PTS	Result
1	 Takahiro Takam	34		0.63		2:27.59 Entry: 2:26.62 +0.97 50m: 29.44 100m: 1:05.62 (36.18) 150m: 1:49.29 (43.67) 200m: 2:27.59 (38.30)
2	 Jordan Mckay	34		0.78		2:40.10 Entry: 2:55.00 -14.90 50m: 32.57 100m: 1:14.88 (42.31) 150m: 2:04.04 (49.16) 200m: 2:40.10 (36.06)
3	 Courtney Armst	43		0.87		2:45.59 Entry: 2:49.50 -3.91 50m: 34.18 100m: 1:15.64 (41.46) 150m: 2:05.67 (50.03) 200m: 2:45.59 (39.92)
4	 Chelsea Easter	30		0.87		2:46.38 Entry: 2:44.65 +1.73 50m: 34.19 100m: 1:15.61 (41.42) 150m: 2:07.71 (52.10) 200m: 2:46.38 (38.67)
5	 Charlotte Corne	34		0.75		2:47.28 Entry: 2:35.00 +12.28 50m: 35.41 100m: 1:19.97 (44.56) 150m: 2:07.61 (47.64) 200m: 2:47.28 (39.67)
6	 Steve Williams	50		0.73		2:48.86 Entry: 2:45.62 +3.24 50m: 32.69 100m: 1:19.38 (46.69) 150m: 2:08.80 (49.42) 200m: 2:48.86 (40.06)
7	 Gemma Scott	37		0.95		2:49.20 Entry: 2:47.45 +1.75 50m: 36.64 100m: 1:20.46 (43.82) 150m: 2:09.91 (49.45) 200m: 2:49.20 (39.29)
8	 Janusz Kordon	61				2:49.46 Entry: 2:42.00 +7.46 50m: 35.01 100m: 1:21.36 (46.35) 150m: 2:10.99 (49.63) 200m: 2:49.46 (38.47)
9	 Brook Marriner	38		0.89		2:52.22 Entry: 2:47.25 +4.97 50m: 34.31 100m: 1:22.06 (47.75) 150m: 2:09.93 (47.87) 200m: 2:52.22 (42.29)
10	 Robyn Crotty	65		0.80		2:54.56 Entry: 3:00.00 -5.44 50m: 37.15 100m: 1:23.10 (45.95) 150m: 2:15.70 (52.60) 200m: 2:54.56 (38.86)
11	 Katie Wishnows	19		0.78		2:58.24 Entry: 3:30.00 -31.76 50m: 33.20 100m: 1:25.25 (52.05) 150m: 2:14.52 (49.27) 200m: 2:58.24 (43.72)
12	 Paul Ames	57		0.65		2:59.92 Entry: 2:56.04 +3.88 50m: 37.87 100m: 1:25.80 (47.93)

			150m: 2:18.19 (52.39) 200m: 2:59.92 (41.73)		
13	 Samantha Pipe	33	 0.81	3:05.03 Entry: 2:55.65 +9.38	
			50m: 38.43 100m: 1:22.52 (44.09) 150m: 2:21.80 (59.28) 200m: 3:05.03 (43.23)		
14	 Rachel Richard	49	 0.89	3:06.31 Entry: 3:10.00 -3.69	
			50m: 38.25 100m: 1:27.75 (49.50) 150m: 2:22.31 (54.56) 200m: 3:06.31 (44.00)		
15	 Takashi Takeuc	61	 0.99	3:07.83 Entry: 3:09.00 -1.17	
			50m: 43.51 100m: 1:30.03 (46.52) 150m: 2:25.01 (54.98) 200m: 3:07.83 (42.82)		
16	 Michelle Lockhe	65	 0.94	3:23.16 Entry: 3:25.00 -1.84	
			50m: 43.62 100m: 1:40.78 (57.16) 150m: 2:38.69 (57.91) 200m: 3:23.16 (44.47)		
17	 Izzy Paton	27	 0.81	3:24.42 Entry: 3:00.00 +24.42	
			50m: 44.21 100m: 1:38.90 (54.69) 150m: 2:35.06 (56.16) 200m: 3:24.42 (49.36)		
18	 Donna Harris	62	 0.93	3:48.86 Entry: 3:50.00 -1.14	
			50m: 51.86 100m: 1:53.93 (1:02.07) 150m: 3:00.81 (1:06.88) 200m: 3:48.86 (48.05)		
19	 Andy Paterson	59		4:11.56 Entry: 4:11.67 -0.11	
			50m: 56.77 100m: 2:08.94 (1:12.17) 150m: 3:12.20 (1:03.26) 200m: 4:11.56 (59.36)		
20	 Bruce Howarth	62		4:23.84 Entry: 4:00.00 +23.84	
			50m: 59.78 100m: 2:09.77 (1:09.99) 150m: 3:29.16 (1:19.39) 200m: 4:23.84 (54.68)		
21	 Megan Agnew	46		4:38.58 Entry: 5:30.00 -51.42	
			50m: 57.99 100m: 2:00.52 (1:02.53) 150m: 3:41.54 (1:41.02) 200m: 4:38.58 (57.04)		
22	 Tim Rapley	75		4:40.62 Entry: 4:50.00 -9.38	
			50m: 1:00.44 100m: 2:17.27 (1:16.83) 150m: 3:38.83 (1:21.56) 200m: 4:40.62 (1:01.79)		
23	 Naoe Hashimot	70	 0.69	4:49.74 Entry: 5:30.00 -40.26	
			50m: 1:08.67 100m: 2:30.97 (1:22.30) 150m: 3:48.35 (1:17.38) 200m: 4:49.74 (1:01.39)		
24	 Cheree Dodkin	47		7:53.20 Entry: 8:00.00 -6.80	
			50m: 2:06.89 100m: 4:01.86 (1:54.97) 150m: 5:49.65 (1:47.79) 200m: 7:53.20 (2:03.55)		
-	 Rebecca Tohill	65		DNS	
-	 Calvin Braybroc	18		DNS	

-	 Glenn Wright	64		DSQ
---	---	----	--	-----